



GS Tape Z şu NOVA

Gummed Paper Tape Dispenser



Intelligent
and efficient



Touchscreen
operation



Automatic
paper feed



Automatic
cutting



Lightweight
and compact



Four
modes

More refined and compact



Consumables Specifications

Water-activated
standard paper tape

Water-activated
reinforced paper tape

Width



Roll
diameter

Tape Width $\leq 80\text{mm}$

Roll diameter $\leq 180\text{mm}$

User-Friendly Operation

4.3 inch touchscreen

Supports pre-set length, speed, and operation modes



Gesture sensing
Smart interaction



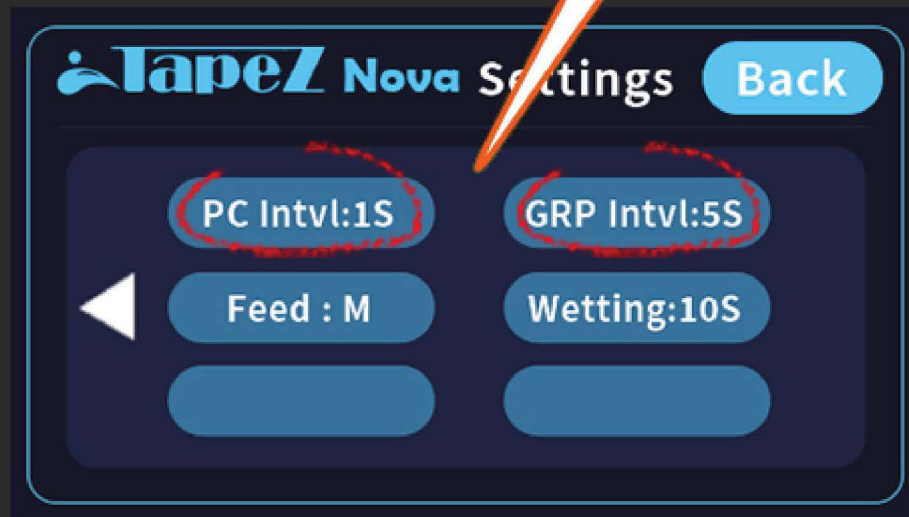
Preset lengths



Intelligently adjusts paper feed length and quantity



Choose between single and group interval modes for intelligent control over dispensing timing.



Four tape-dispensing operation modes streamline various production-line sealing tasks, boosting packing efficiency



Four tape-dispensing operation modes

- Automatic Dispensing
- Touchscreen Dispensing
- Gesture-Sensing Dispensing
- Foot-Pedal Dispensing



Auto

Preset single or group interval time for automatic tape output

Manual

Lightly press the button for immediate and precise tape dispensing



The gesture icon illuminates to indicate activation



Gesture-Sensing Dispensing

When gesture sensing is on, wave your hand over the top-right of the screen to dispense tape

Foot pedal

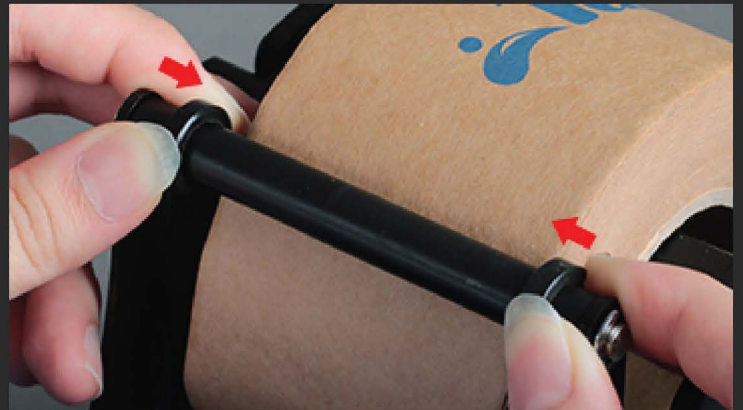
Maximize efficiency
with hands-free,
foot-controlled operation



Distailed Display

Tape Limit

Adjust the limit block to accommodate the tape width
Secure the tape to prevent misalignment




High-Capacity 1.5L See-Through Tank

For sustained operation and at-a-glance level checks

Alloy blade

Sharp and durable, cuts paper smoothly and evenly



Automatic Water Pump

The water absorption is adjustable to regulate the moisture level of the paper tape

Ingenious Design, Stable Drive

At its core is a sponge roller that evenly distributes water while maintaining a stable, consistent drive



Operation Steps

STEP 1 Refill the water tank



STEP 2 Tape Loading Instructions



1. Thread the tape onto the support rod



2. Place it into the card slot



3. Adjust the limit block



4. Insert the tape into the feed slot



5. Use the touchscreen for jog feed



6. Select the desired mode for dispensing and case sealing

Product Introduction



- ① Bracket
- ② Tape Roll Holder
- ③ Limit shaft
- ④ Paper feed slot
- ⑤ Touchscreen
- ⑥ Gesture sensing
- ⑦ Water Tank Cap
- ⑧ Water tank
- ⑨ Water Slot
- ⑩ Sponge roller

Product Name: Gummed Paper Tape Dispenser 2.0

Brand: TapeZ

Model: TZ-A2

Body weight: 2.4kg

Dimensions: L187*W357*H182(mm)

Water storage capacity: 1.5L

Power Supply: AC100-240V/50-60Hz

Power: $\leq 72W$

Paper output modes: "— mode", "+ mode", "I mode", and "王 mode"

Consumables: Water-activated standard/reinforced paper tape,

Tape Width: $\leq 80mm$; Roll diameter: $\leq 180mm$; Grammage: 50-150 g/m²

Usage Scenario





