




## Data Sheet For TapeZ Nova

Product name	TapeZ Nova	
Product model	TZ-A2	
Product size	L357*W187* H187(mm)	
Carton size		
Net weight of product	2.4KG	
Product gross weight		
Specification		
Number	Item	Standard
1	Recommended work environment	Tem: 1°C–50°C, relative humidity 20%–80%
2	Recommended storage environment	Tem: 5°C–35°C, relative humidity 30%–60%
3	Power input	Wide voltage: 100~240VAC/50~60Hz
4	Power rating	≤60W
5	Product size	L357*W187*H187(mm)
6	Noise	≤70 dB(A)
7	Material	ABS+PP
8	Consumables: gummed paper tapes	Maximum width: ≤ 80mm; Maximum diameter: ≤180mm Tape gram weight: 50-150 g/m <sup>2</sup>
9	Water tank capacity	1.5L
10	Water level marker	MAX mark
11	Speed	≥30 meters/minute[speed adjustable]
12	Modes Option	Single, multiple, and diverse modes.
13	Touch panel	4.3 inch capacitive touch screen
14	Precision cutting	Output paper length ± 3%
15	Wet media	Wet water sponge roller



16	Certification requirements	CE-MD/CE-EMC
Control panel introduction		
Number	Item	Function or Description
1	Start-up interface	Menu: Select single mode, multiple mode, diverse mode and setting.
2	Single mode	There are 9 preset tape lengths to choose from, press any button to output corresponding tape length, hold any button for 3 seconds to reset its tape length.
3	Multiple mode	There are 3 default groups of tape lengths & quantities to choose from. Press  to active corresponding tape length & quantity. Then choose “Manual” or “Auto” to output tapes. Press  to output corresponding tape length under this mode.
4	Diverse modes	There are A, B, C & D modes under diverse mode.
5	Click mode	Click the gesture to output tape, click the scissors cut the tape at any mode.
6	Gesture Sensing Mode	Mode Activation: Press  to activate gesture sensing mode under default startup menu page. Wave your hand left and right on the upper right side of screen.
7	Error code	E0 (No Paper in outlet) E1 Cutter motor stall E2 (Paper feed motor stall) E3 (Water pump motor stall) E4 (Cutter not homed)
8	Setting	1. S/N number: used for production tracking 2. Language: Switch between Chinese and English 3. Equipment maintenance: 3.1 Paper output speed: 3 levels (L, M, H) 3.2 Pump flow: 3 levels (L, M, H) 4. Operation instructions: QR code.
10	Foot pedal function	Support

## GRAND SOLUTION SUPPLY (GSS)

**ADD:** Suptawee Homefactory 3, 190/18 Tambon Nai Khlong Bang Pla Kot, Amphoe Phra Samut Chedi, Samut Prakan 10290, THAILAND.

**TEL:** +66(0)2 463 4116-7 Ext.8002, +66(0)8 5443 6543

**MAIL:** info@grand-ss.com (Sales), prontima@grand-ss.com (Contact Center)

**WEB:** WWW.GRAND-SS.COM